



CALIBRATED INSULATED MICROMETER TORQUE WRENCH 3/8" & 1/2" SQ DRIVE: MODELS: STW810 5-25NM, STW811 10-50NM, STW812 20-100NM

Thank you for purchasing a Sealey product. Manufactured to a high standard, this product will, if used according to these instructions, and properly maintained, give you years of trouble free performance.

IMPORTANT: PLEASE READ THESE INSTRUCTIONS CAREFULLY. NOTE THE SAFE OPERATIONAL REQUIREMENTS, WARNINGS & CAUTIONS. USE THE PRODUCT CORRECTLY AND WITH CARE FOR THE PURPOSE FOR WHICH IT IS INTENDED. FAILURE TO DO SO MAY CAUSE DAMAGE AND/OR PERSONAL INJURY AND WILL INVALIDATE THE WARRANTY. KEEP THESE INSTRUCTIONS SAFE FOR FUTURE USE.



Refer to
instructions

1. SAFETY

- ✓ Ensure all workshop safety rules, regulations, and conditions are complied with when using torque wrench.
- ✓ Maintain the wrench in good condition and replace any damaged or worn parts. Use genuine parts only. Non-authorised parts may be dangerous and will invalidate the warranty.
- ✓ The wrench is a precision tool, **DO NOT** abuse it.
- ✓ Maintain correct balance and footing. Ensure the floor is not slippery and wear non-slip shoes.
- ✓ Keep children and unauthorised persons away from the working area.
- ❑ **WARNING! DO NOT** use the wrench if damaged or thought to be faulty. (Contact Service Agent).
- ✗ **DO NOT** drop or throw the wrench.
- ✗ **DO NOT** use wrench unless you have been instructed in its use by a qualified person.
- ✗ **DO NOT** use any cleaner which might affect the high pressure grease with which the wrench is packed.
- ✓ After use adjust to lowest torque setting (but not below), clean and store in a safe, dry, childproof location.

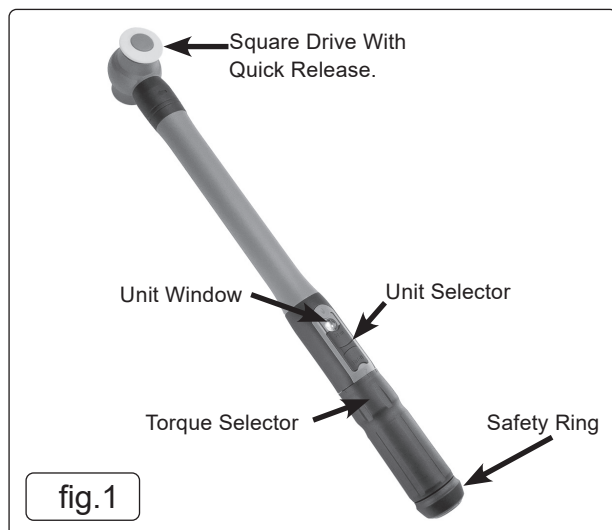
2. INTRODUCTION

Chrome Vanadium steel 60-Tooth ratchet head. Features push through drive to allow torquing in both directions. Calibration tolerance in accordance with BS EN ISO 6789:2017. Accuracy of $\pm 4\%$ and issued with an individually numbered test certificate. Easy-to-read dual window scale graduated in both Nm and lb.ft. Fully insulated to BS EN IEC 60900:2018 to protect from electric shocks up to 1500V DC and 1000V AC. Ideal for technicians working on modern hybrid and electrical vehicles (1500V DC safe live working). Includes test and calibration certificate.

3. SPECIFICATION

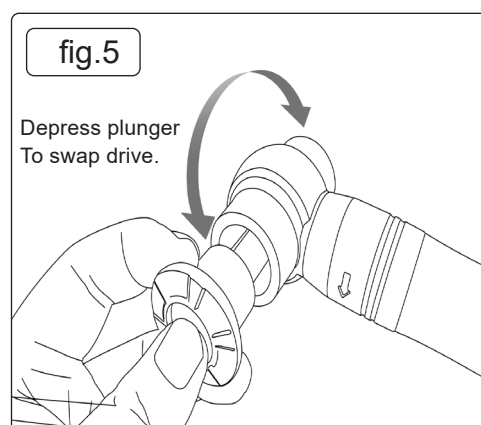
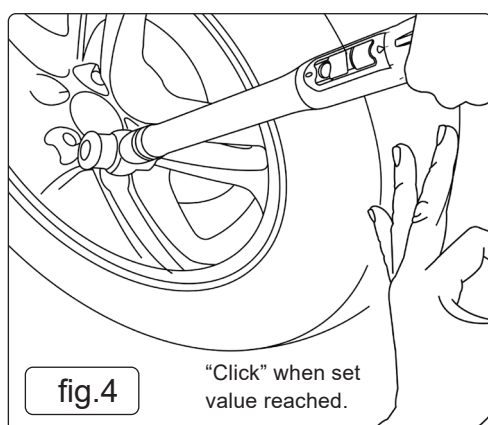
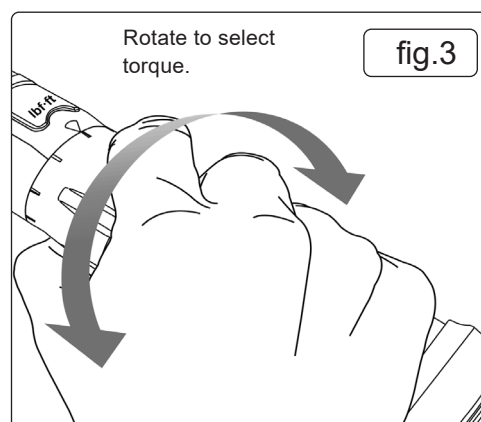
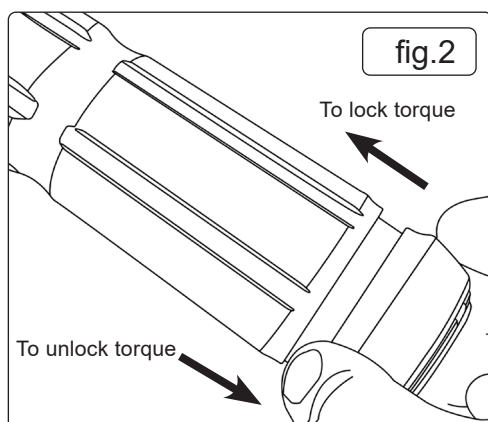
| Model | STW810 | STW811 | STW812 |
|-------------|------------------------|------------------------|----------------------------|
| Drive | 3/8" SQ. | 3/8" SQ. | 1/2" SQ. |
| Length(mm) | 405 | 465 | 465 |
| Nett Weight | 1.06kg | 1.23kg | 1.24kg |
| Range | 5-25Nm(3.7-18.44lb.ft) | 10-50Nm(7.4-36.9lb.ft) | 20-100Nm(14.75-73.77lb.ft) |

4. FEATURES



5. OPERATION

- 5.1. Slide the unit selector tab (fig.1) to expose either Nm or lb/ft unit value.
- 5.2. Pull out the safety ring to be able adjust the torque (fig.2).
- 5.3. Rotate the adjustment grip to set to the required value (fig.3).
- 5.4. Push the safety ring back to its original position to lock set value (fig.2).
- 5.5. When operating the wrench it will emit a click when the set torque is reached (fig.4).
- 5.6. Depress quick release plunger to either remove or plug in the plug-in drive square to the alternate side of drive mechanism in order to change the operating direction (fig.5).



ENVIRONMENT PROTECTION

Recycle unwanted materials instead of disposing of them as waste. All tools, accessories and packaging should be sorted, taken to a recycling centre and disposed of in a manner which is compatible with the environment. When the product becomes completely unserviceable and requires disposal, drain any fluids (if applicable) into approved containers and dispose of the product and fluids according to local regulations.



REGISTER YOUR PURCHASE HERE

Note: It is our policy to continually improve products and as such we reserve the right to alter data, specifications and component parts without prior notice.

Important: No Liability is accepted for incorrect use of this product.

Warranty: Lifetime guarantee. Proof of purchase required for any claim.

Jack Sealey Ltd t/a Sealey Group, Kempson Way, Suffolk Business Park, Bury St Edmunds, Suffolk, IP32 7AR UK
Jack Sealey (EU) Ltd t/a Sealey Group, Farney Street, Carrickmacross, Co. Monaghan, A81 PK68 Ireland
Tel: 01284 757500 • Email: sales@sealey.co.uk • Web: www.sealey.co.uk



TORQUE TOOL CALIBRATION CERTIFICATE

Declaration of Conformance

(in accordance with BS EN ISO 6789-1:2017)¹

| | |
|--------------------------------|---------------|
| Test machine type/name | TORQUE TESTER |
| Test machine serial No. | |
| Test machine calibration date | |
| Measurement error ² | ±1% |

| | |
|-----------------------------|-------|
| Measurement uncertainty | 0.20% |
| Ambient temperature | 26°C |
| Humidity | 52% |
| Test units: (Nm, lb/ft etc) | Nm |

| 1 | | Min Torque: | 5 | Clockwise | | | | | |
|--------|-----------|------------------------------|-------|-------------------------------------|---|---|---|---|---------|
| | | Max torque: | 25 | | | | | | |
| Test % | Test Load | Tolerance ± 4 % of Test Load | | Completed test reading ³ | | | | | |
| | | Min | Max | 1 | 2 | 3 | 4 | 5 | Average |
| 20% | 5 | 4.80 | 5.20 | | | | | | |
| 60% | 15 | 14.40 | 15.60 | | | | | | |
| 100% | 25 | 24.00 | 26.00 | | | | | | |

| 2 | | Min Torque: | 5 | Anti-clockwise (This part 2 to be completed only where applicable) | | | | | |
|--------|-----------|------------------------------|-------|---|---|---|---|---|---------|
| | | Max torque: | 25 | | | | | | |
| Test % | Test Load | Tolerance ± 4 % of Test Load | | Completed test reading ³ | | | | | |
| | | Min | Max | 1 | 2 | 3 | 4 | 5 | Average |
| 20% | 5 | 4.80 | 5.20 | | | | | | |
| 60% | 15 | 14.40 | 15.60 | | | | | | |
| 100% | 25 | 24.00 | 26.00 | | | | | | |

| | |
|---------------------------|--------|
| Tool Model Number | STW810 |
| Tool Serial Number | |
| Tested by (print name) | |
| Date of test ⁴ | |

Notes: ¹ Testing is in compliance with International Standard procedures, with test equipment calibrated by a laboratory traceable to International Standards.

² Measurement error shall be less than ¼ of the maximum permissible relative deviation of the torque tool.

³ The observed values fall within the maximum permissible deviation (tolerance). For tools with a flexible head, the result is valid only if the measuring axis is perpendicular to the axis of the tool.

⁴ This Sealey Declaration of Conformance is issued at the time of manufacture. Its' validity is open ended until the torque tool is used for the first time. The default re-calibration period of 12 months (or 5,000 cycles, whichever occurs first) starts after first use of the torque tool (BS EN ISO 6789-1:2017, clause 5.3 refers).