



SUPERLINE PRO® WORKBENCH WITH PEGBOARD BACK PANEL, POWER BAR & WOODEN WORKTOP

MODEL NO: **AP12701**

Thank you for purchasing a Sealey product. Manufactured to a high standard, this product will, if used according to these instructions, and properly maintained, give you years of trouble free performance.

IMPORTANT: PLEASE READ THESE INSTRUCTIONS CAREFULLY. NOTE THE SAFE OPERATIONAL REQUIREMENTS, WARNINGS & CAUTIONS. USE THE PRODUCT CORRECTLY AND WITH CARE FOR THE PURPOSE FOR WHICH IT IS INTENDED. FAILURE TO DO SO MAY CAUSE DAMAGE AND/OR PERSONAL INJURY AND WILL INVALIDATE THE WARRANTY. KEEP THESE INSTRUCTIONS SAFE FOR FUTURE USE.



Refer to
instructions



Wear eye
protection

1. SAFETY

- ☐ **WARNING!** Ensure Health & Safety, local authority, and general workshop practice regulations are adhered to when using this product.
- ✓ Locate product in a suitable working area.
- ✓ Keep the work area clean, uncluttered and ensure there is adequate lighting.
- ☐ **WARNING!** Use product on level and solid ground, preferably concrete. Avoid tarmacadam since the product may sink into the surface.
- ✓ Keep the product clean and tidy in accordance with good workshop practice.
- ✓ Keep children and unauthorised persons away from the working area.
- * **DO NOT** use the product for any purpose other than that for which it is designed.
- * **DO NOT** exceed maximum capacity of product.
- * **DO NOT** undertake work on the product without the work piece being adequately secured. Use clamps or a vice (not included) to secure the work piece. Available from your Sealey stockist.
- * **DO NOT** use the product out of doors.
- * **DO NOT** get the product wet or use in damp or wet locations or areas where there is condensation.
- * **DO NOT** clean the product with any solvents which may damage the paint surface or the protective coating.

2. INTRODUCTION

Manufactured from heavy-gauge, powder-coated steel for ultimate strength and durability. 20mm thick wooden work surface designed for daily heavy use. Integrated power bar featuring 4 x BS sockets, 1 x USB-C and 3 x USB ports (for full specification see Sealey Model No. EL34USBB). Two wall cupboards to keep tools handy and workspace tidy. Large drawer for storing bigger tools and materials. Two small drawers perfect for organizing fasteners and small parts. Smooth, ball-bearing drawer slides with non-slip liners to secure tools. Supplied with five hanging hooks.

3. SPECIFICATION

Model no:	AP12701
Nett Weight:	57kg
Size (W x D x H):	1142 x 612 x 1678mm
Cupboard Capacity:	8KG

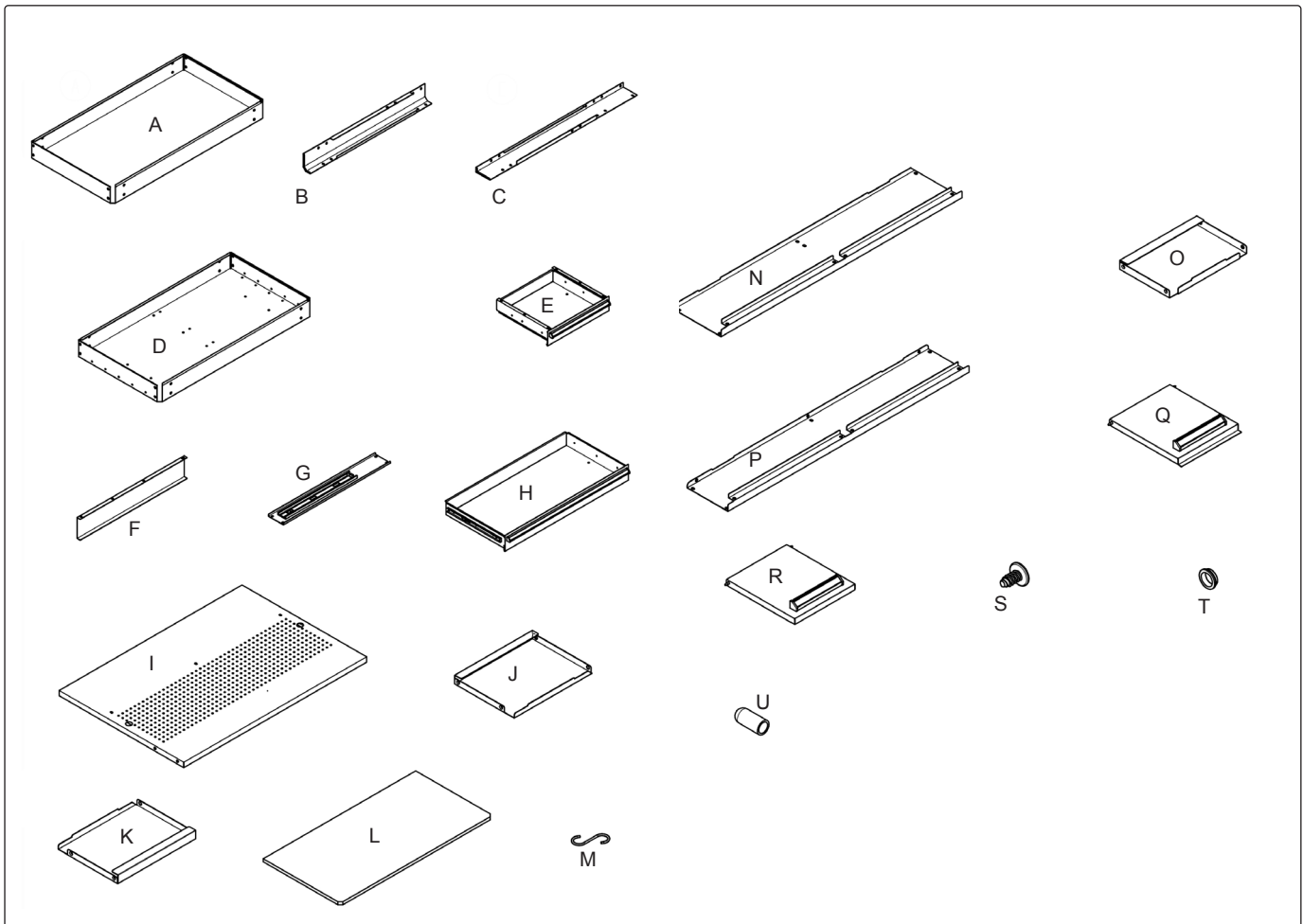
Worktop Capacity:	70kg
Large Drawer Capacity:	30kg
Small Drawer Capacity:	30kg
Bottom Shelf Capacity:	70kg

AP12701



4. CONTENTS

4.1. Refer to the contents in the illustrations below.



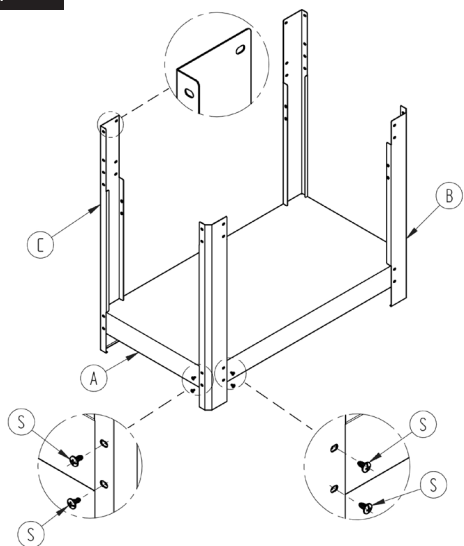
ITEM	DESCRIPTION	QTY
A	Bottom tray	1
B	Front Pillar	2
C	Rear Pillar	2
D	Top tray	1
E	Small drawer	2
F	Supportive plate	2
G	Side board for drawer	2
H	Large drawer	1
I	Grid board	1
J	Left side for wall cabinet	1

ITEM	DESCRIPTION	QTY
K	Right side for wall cab	1
L	Wooden top	1
M	Hook	5
N	Top for wall cabinet	1
O	Mid panel	1
P	Base for wall cabinet	1
Q	Left door	2
R	Right door	2
S	Screw ST6.3x12	78
T	Protective ring	2
U	Casing for S	14

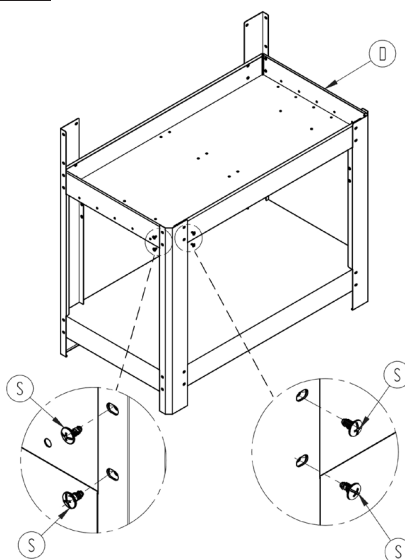
5. ASSEMBLY

Follow the diagrams carefully, inserting all bolts loosely at first to allow adjustments. Ensure that every component is properly aligned, checking that holes, edges, and parts fit together correctly. Only once everything is in its proper position should you go back and tighten all bolts securely, ensuring stability without forcing or misaligning any parts.

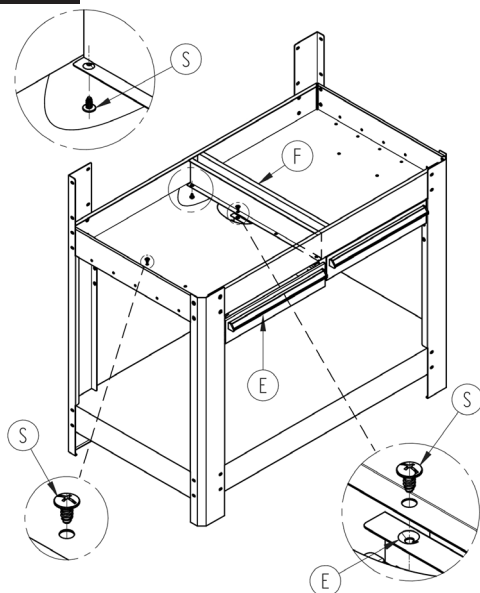
Step 1



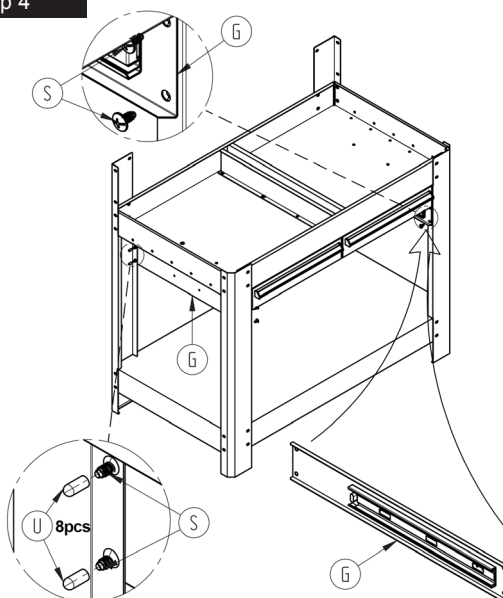
Step 2



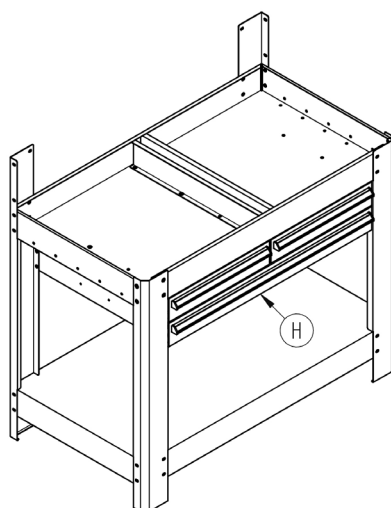
Step 3



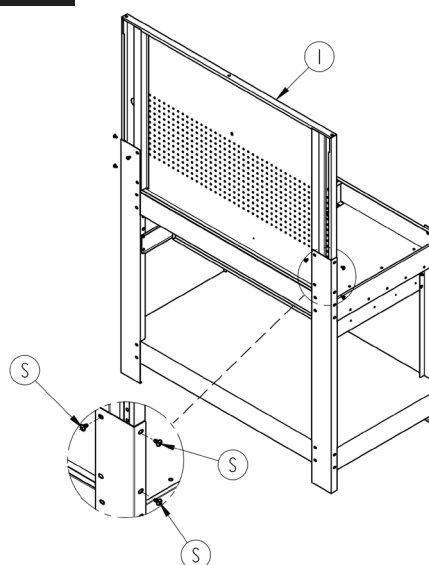
Step 4



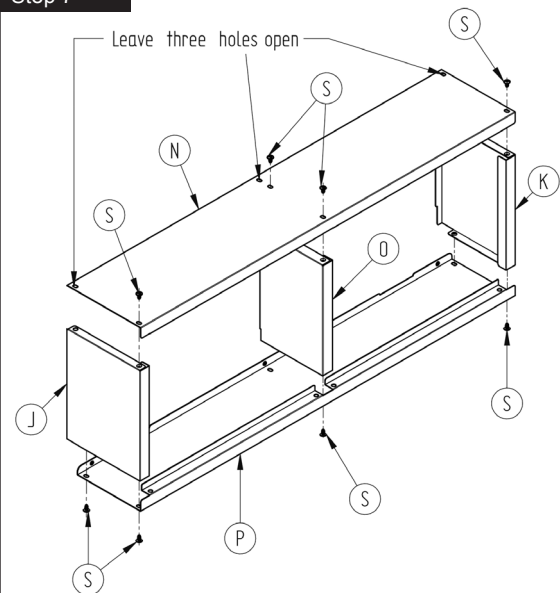
Step 5



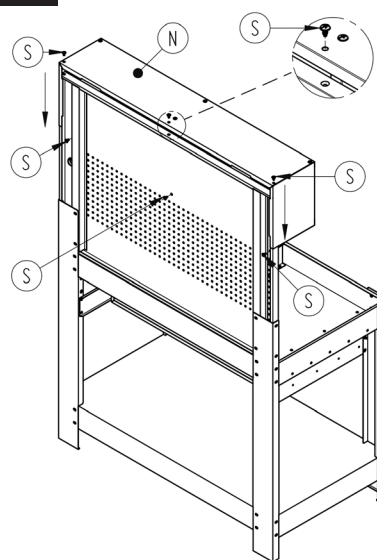
Step 6



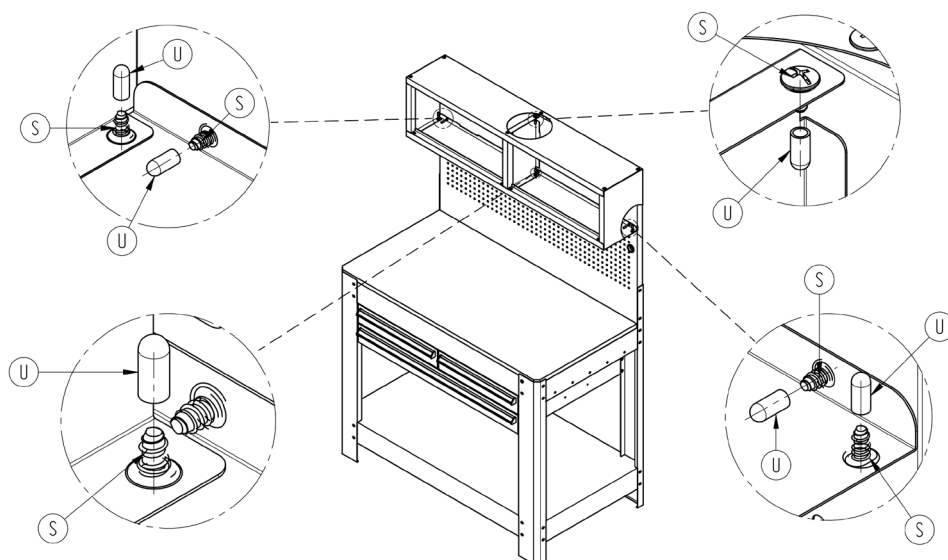
Step 7



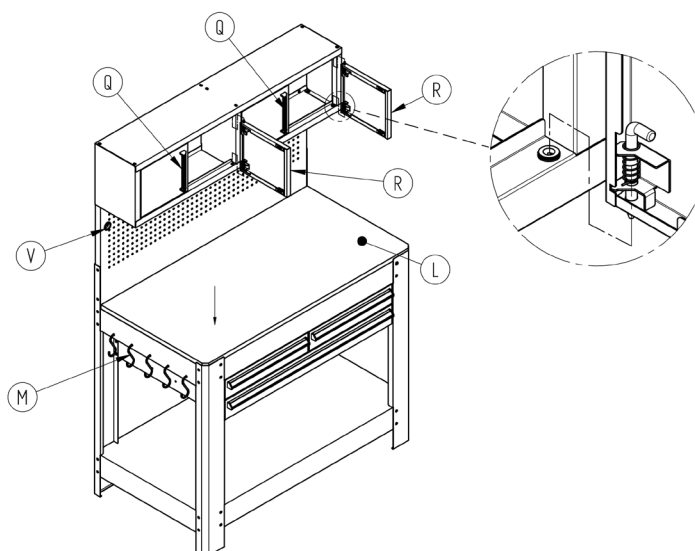
Step 8



Step 9



Step 10



**ENVIRONMENT PROTECTION**

Recycle unwanted materials instead of disposing of them as waste. All tools, accessories and packaging should be sorted, taken to a recycling centre and disposed of in a manner which is compatible with the environment. When the product becomes completely unserviceable and requires disposal, drain any fluids (if applicable) into approved containers and dispose of the product and fluids according to local regulations.



REGISTER YOUR
PURCHASE HERE

NOTE: It is our policy to continually improve products and as such we reserve the right to alter data, specifications and component parts without prior notice.

IMPORTANT: No Liability is accepted for incorrect use of this product.

WARRANTY: Guarantee is 60 months from purchase date, proof of which is required for any claim.

Jack Sealey Ltd t/a Sealey Group, Kempson Way, Suffolk Business Park, Bury St Edmunds, Suffolk, IP32 7AR UK

Jack Sealey (EU) Ltd t/a Sealey Group, Farney Street, Carrickmacross, Co. Monaghan, A81 PK68 Ireland

Tel: 01284 757500 • **Email:** sales@sealey.co.uk • **Web:** www.sealey.co.uk